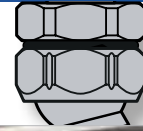


# Tuyaux articulés Ø 5,5 Gamme 1/4

## Equipements complets Ø 5.5

Equipement **raccord 1/4"**, longueur 98 mm **CL1404**  
 Equipement **raccord 1/8"**, longueur 98 mm **CL1406**

- 1 raccord NPT
- 1 segment M
- 1 segment S
- 1 buse ronde Ø 5.5 mm
- 1 écrou



# KOPAL

## Segments Ø 5.5

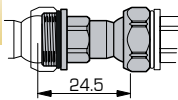
### Segment S

- 1 segment
- 3 segments



Réf.

**CL1410**  
**CL1411**

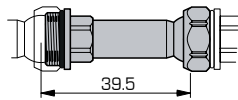


### Segment M

- 1 segment
- 2 segments




**CL1414**  
**CL1415**




### Segment L

- 1 segment



**CL1418**



Tuyau Modulaire en aluminium

**HP MAX**  
**80 bar**

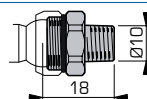
## Raccords filetés Ø 5.5

### Raccord NPT

- 1 Raccord 1/8



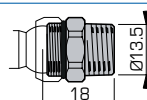
Réf.  
**CL1468**



- 1 Raccord 1/4



**CL1466**

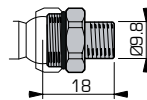


### Raccord BSPT Cylindrique

- 1 Raccord 1/8



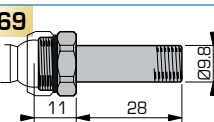
**CL1470**



- 1 Raccord 1/8 long



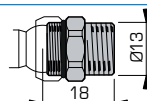
**CL1469**



- 1 Raccord 1/4



**CL1464**



## Les Buses Multi-jets

assurent un jet précis même sur une longue distance.



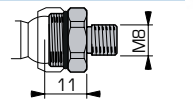
## Raccords filetés Ø 5.5

### Raccord Métrique

- 1 Raccord M8



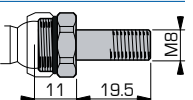
Réf.  
**CL1474**



- 1 Raccord M8 long



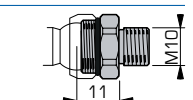
**CL1475**



- 1 Raccord M10x1



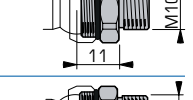
**CL1472**



- 1 Raccord M10



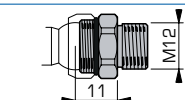
**CL1473**



- 1 Raccord M12x1



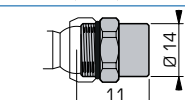
**CL1462**



- 1 Raccord Ø 14



**CL1476**

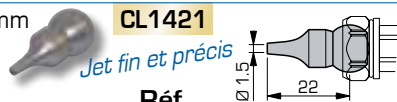


Raccord	NPT 60° Ø - filets/pouce	BSP T (gaz) 55° Ø - filets/pouce
1/8"	10 mm - 28	10 mm - 28
1/4"	13,5 mm - 18	13,2 mm - 19

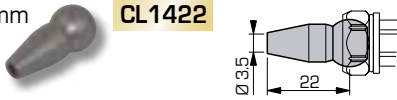
# Tuyaux articulés Ø 5,5 Gamme 1/4

## Buses Droites Ø 5.5

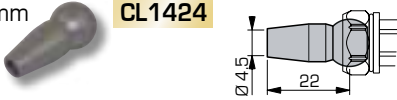
**Buse ronde** Réf. **CL1421**  
1 buse Ø 1.5 mm




**Buse ronde** Réf. **CL1422**  
1 buse Ø 3.5 mm



**Buse ronde** Réf. **CL1424**  
1 buse Ø 4.5 mm




**Buse ronde** Réf. **CL1426**  
1 buse Ø 5.5 mm

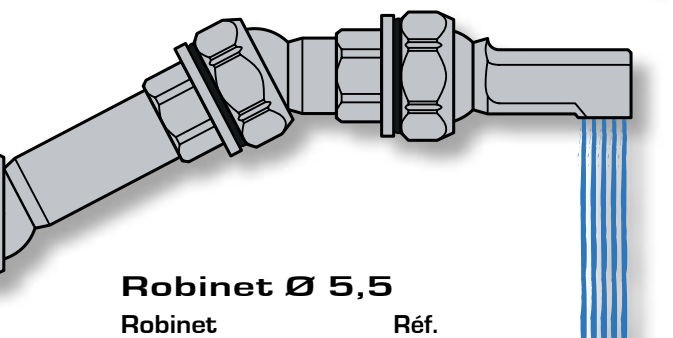


**Buse ronde** Réf. **CL1427**  
1 buse 7 trous Ø 1.5

*Jet puissant et précis*

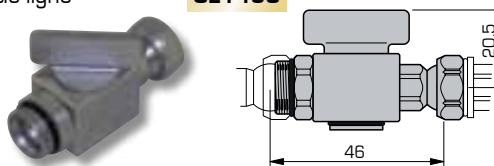


Toute nouvelle buse doit être fixée avec un écrou CL1482, une buse de remplacement peut utiliser l'écrou en place.



## Robinet Ø 5,5

**Robinet** Réf. **CL1450**  
1 sortie ligne



Le robinet peut être placé à n'importe quel endroit sur le réseau.

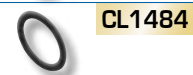


## Accessoires Ø 5.5


**Ecrou Ø 5.5** Réf. **CL1482**  
1 écrou pour buse



**Joint Ø 5.5** Réf. **CL1484**  
1 joint torique

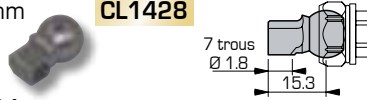


**Clé de serrage** Réf. **CL1490**  
1 clé plate 11 et 16 mm

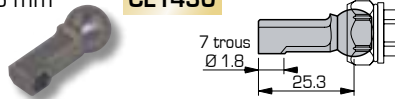


## Buses Coudées Ø 5.5

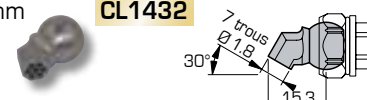
**Buse coudée à 90° courte** Réf. **CL1428**  
1 buse 7 trous Ø 1.8 mm



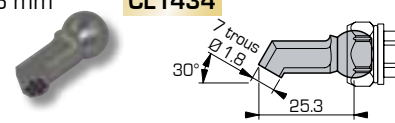
**Buse coudée à 90° longue** Réf. **CL1430**  
1 buse 7 trous Ø 1.8 mm



**Buse coudée à 60° courte** Réf. **CL1432**  
1 buse 7 trous Ø 1.8 mm

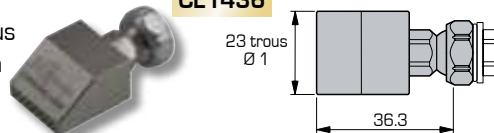


**Buse coudée à 60° longue** Réf. **CL1434**  
1 buse 7 trous Ø 1.8 mm



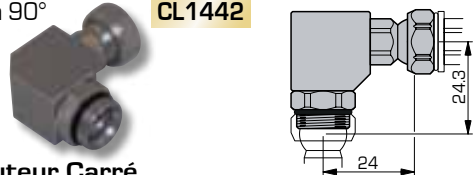
## Buses Plate

**Buse plate 20 mm** Réf. **CL1436**  
1 buse 23 trous Ø 1 mm

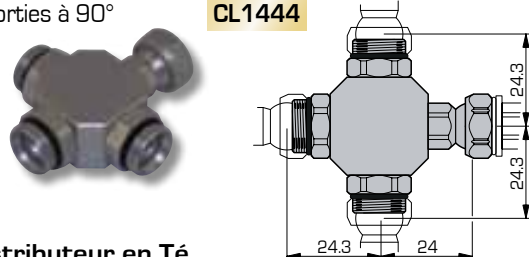


## Pièces de liaison Ø 5,5

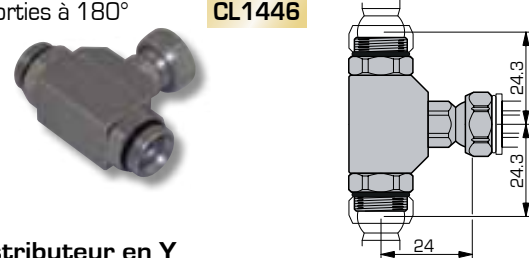
**Coude** Réf. **CL1442**  
1 sortie à 90°



**Distributeur Carré** Réf. **CL1444**  
3 sorties à 90°



**Distributeur en T** Réf. **CL1446**  
2 sorties à 180°



**Distributeur en Y** Réf. **CL1448**  
2 sorties à 90°

